

Center for Applied Research in the Apostolate
Georgetown University
Washington, D.C.

Diocese of Jackson Demographics

September 2023



Mark M. Gray, Ph.D.
Thomas P. Gaunt, SJ, Ph.D.

Executive Summary

This report summarizes the overall demography of the Diocese of Jackson as well as a profile of the Catholic population living there. The data sources include the Decennial Census, The American Communities Survey (ACS) and other data sources from the Census Bureau. It also relies on the Pew Research Center's Religious Landscape Survey, and the Association of Statisticians of American Religious Bodies (ASARB) Decennial Religion Census.

Major Findings

- The total population of the Diocese is 2,138,154. This is expected to grow to 2,156,319 by 2030 and 2,141,320 in 2040.
- The median age in the Diocese is 40. About a quarter of the population are under the age of 18 (24%). Sixteen percent are age 65 or older. The total dependency ratio for the Diocese is 58.5. Thus, there are 58.5 individuals who are under 15 or 65 and older for every 100 individuals who are of "working age" between 15 and 64. For comparison, the total dependency ratio for the United States is 61.3.
- The school age population of the Diocese, those ages 5 to 24, is 589,400. If one assumes 4% are Catholic as in the Diocesan population as whole, there are 23,576 self-identified Catholic school-age youth and young adults in the diocese. Or if use the Catholic parish-affiliated estimate of 2% then there are 11,788 active Catholic school-age youth and young adults in the Diocese.
- Ninety-eight percent of the residents of the Diocese self-identify as being of one race and 1.5% indicates they are of two or more races. Fifty-two percent of the population self-identifies as white. Forty-two percent self-identify as black or African American. One percent self-identifies as Asian. Three percent identifies as Hispanic or Latino. Of the Hispanic population, 66% self-identify as Mexican, 6% as Puerto Rican, 3% as Cuban, and 25% as some other Hispanic or Latino nationality.
- There are 1,603,503 U.S. citizens ages 18 and older in the Diocese. This represents the voting age population (VAP). Forty-eight percent of this population is male and 52% is female. Two percent of the diocesan population were foreign-born.
- On average, 3% of households use a language other than English at home. By comparison, 22% of U.S. households use a language other than English at home. In the Diocese, Adams County has the highest percentage of 11%.
- There are 1,204,748 people in the diocese who are age 25 and older who are high school graduates. There are 342,246 people age 25 and older who have obtained their bachelor's degree. The maps below show differences in the percentage of those who are 25 and older who have obtained these by county.
- There are 430,007 persons living in poverty in the Diocese. This represents 20.1% of the population. By comparison, 11.5% of the U.S. population lives in property. The median

household income in the Diocese is \$40,808 per year. By comparison, this is \$69,021 in the United States.

- There are 968,823 housing units in the Diocese. Sixty-nine percent of these are occupied (compared to 64% in the U.S.). The median number of occupants per household is 2.61 (compared to 2.60 in the U.S.). Eighty-nine percent of the Diocese's residents live in the same household they did the year previous (compared to 87% in the U.S.). The median value of owner-occupied housing units in the Diocese is \$89,700. By comparison this is \$244,900 for the country. The median gross rent in the Diocese is \$658 per month. By comparison this is \$1,163 in the United States.
- Overall, 54% of women, ages 16 and older in the Diocese, are in the labor force (compared to 59% in the U.S.) as are 57% of all those age 16 and older (compared to 63% in the U.S.).
- The most comprehensive study with sufficient sample size to make estimates about religious affiliation and behavior is the Pew Religious Landscape Study (2014). In this survey, 4% of adult respondents living in a county within the Diocese self-identified as Catholic. This results in an estimated adult self-identified Catholic population of 65,114. If we assume minors affiliate with Catholicism at a similar rate that would add an additional 20,399 Catholics to the total population of the Diocese. Thus, survey-based estimates would assume that there are 85,513 Catholics in the Diocese of Jackson (4% of the population). The Diocese reported 42,850 Catholics in the 2021 *Official Catholic Directory* (2% of the population). These estimates tend to best approximate "parish-affiliated" Catholics. Thus, one can assume there are approximately 42,663 self-identified Catholics in the Diocese who are not attending Mass or active in a parish in any other way.
- If current trends continue, the Catholic adherent population of the Diocese is expected to grow to 53,799 in 2030 (2.5% of the population) and 55,849 in 2040 (2.6% of the population).
- The Diocese provided sacramental data for 2017-2018, 2019-2020, and 2020-2021. This time span includes shutdowns due to the COVID-19 pandemic in 2020 and 2021. This is evident in a steep decline in activity in 2020-2021. Prior to the pandemic, parishes in the Diocese reported an average of more than 43,000 Catholics in approximately 20,000 registered households. The average number of Baptisms was more than 700. The number of First Communion averaged more than 600 and there were typically nearly 500 Confirmations. There was also an average of more than 200 marriages per year and 400 funerals. During the height of the pandemic, there were more than 50% declines in all Sacraments with the exception of infant Baptisms and Confirmations, which each saw 39% declines.

Introduction

This report summarizes the overall demography of the Diocese of Jackson as well as a profile of the Catholic population living there. The data sources include the Decennial Census, The American Communities Survey (ACS) and other data sources from the Census Bureau. It also relies on the Pew Research Center’s Religious Landscape Survey, and the Association of Statisticians of American Religious Bodies (ASARB) Decennial Religion Census.

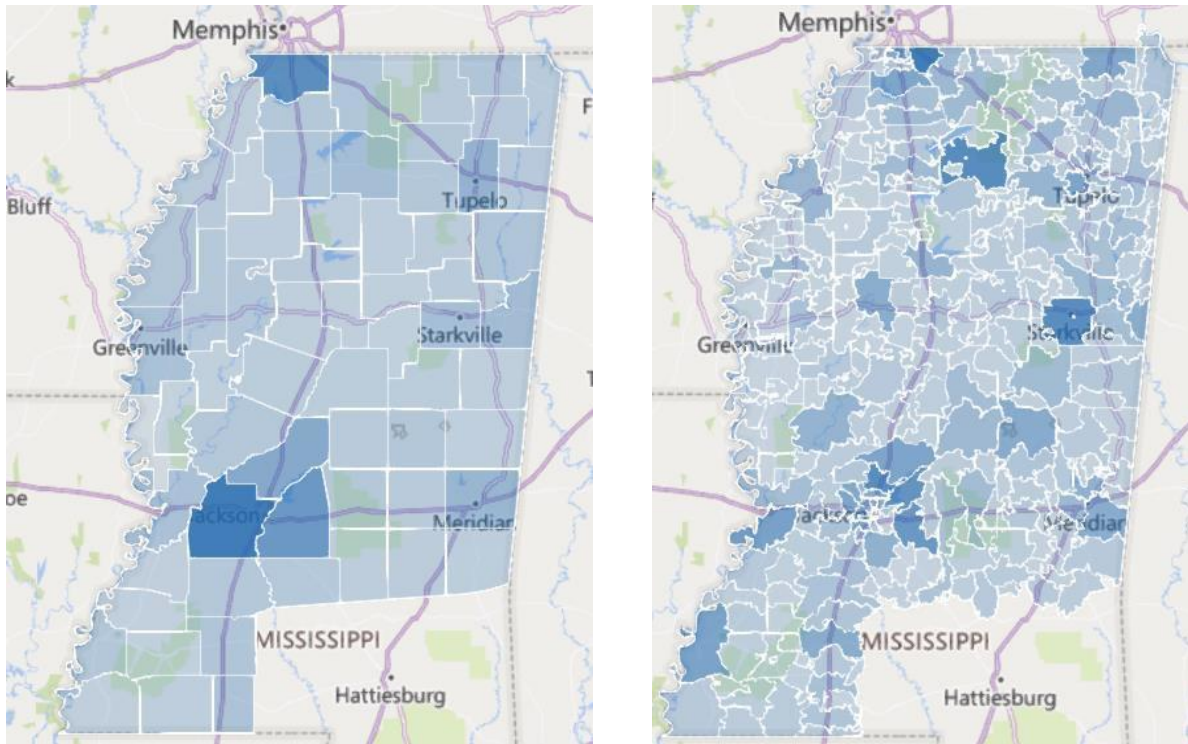
The Census profile is used for each county in the Diocese. These rely on different Census studies and reflect different times. The ACS public use microdata sample (PUMS). This source allows one to use the ACS as a survey looking at households and the individuals in them. This is a sample drawn from the full ACS with all identifiers removed. Results from the PUMS data do not always match the aggregate ACS or the decennial census. However, these are always very similar. Census 2020 data by county and ACS 2021 data by ZIP Code Tabulation Areas are utilized. The map below shows county names for the state.

The report is organized in sections. First, we present the demographic portrait followed by the religious profile.



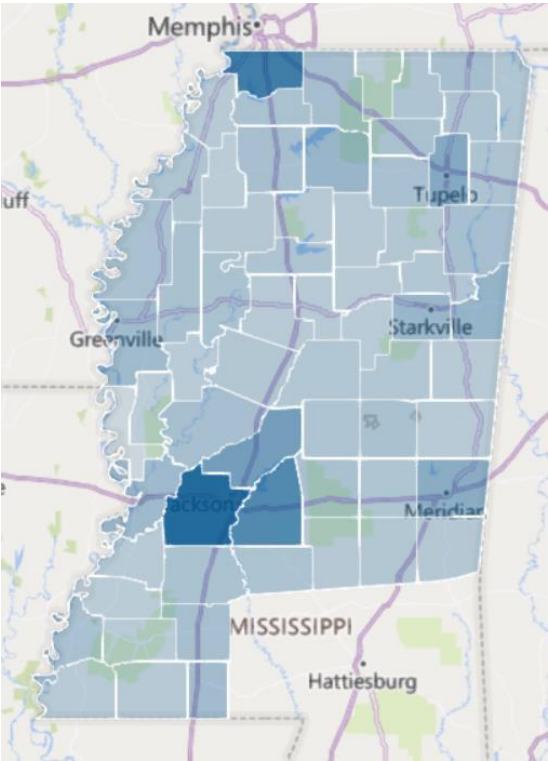
Population Demographics

The total population of the Diocese is 2,138,154. Of this population, 1,036,396 are male (48.5%) and 1,101,758 are female (51.5%). There are 94 males per 100 females. There are more men than women in the following counties: Carroll, Grenada, Issaquena, Kemper, Leake, Sunflower, Tallahatchie, Wilkinson, and Yazoo. In all other counties and cities females outnumber males. The largest county, by population, is Hinds (227,742) followed by DeSoto (185,314), Rankin (157,031), and Madison (108,248). The smallest counties include: Issaquena (1,111), Sharkey (4,160), Quitman (6,327), and Jefferson (7,260). The maps below show variations in population size by county (left) and ZIP Code (right).

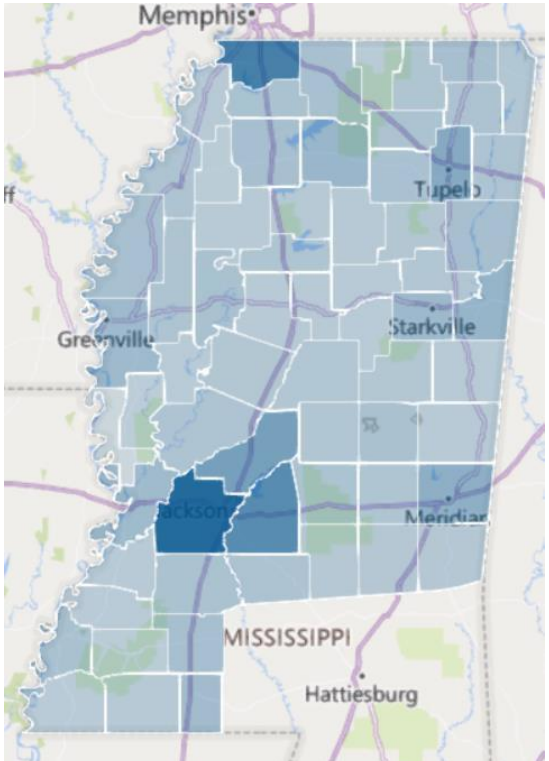


The State Data Center of Mississippi at the University of Mississippi report the 2020 population of the state was 3,066,382. This is expected to grow to 3,104,159 by 2030, then dip to 3,082,567 in 2040, and decline again to 3,064,588 in 2050. Thus, between 2020 and 2050 the population of the state is expected to decline by 1,794 or 0.1%. If the Diocese's population trends mirror those of the state, the population of the Diocese of Jackson will be 2,156,319 in 2030, 2,141,320 in 2040, and 2,128,831 in 2050.

Males

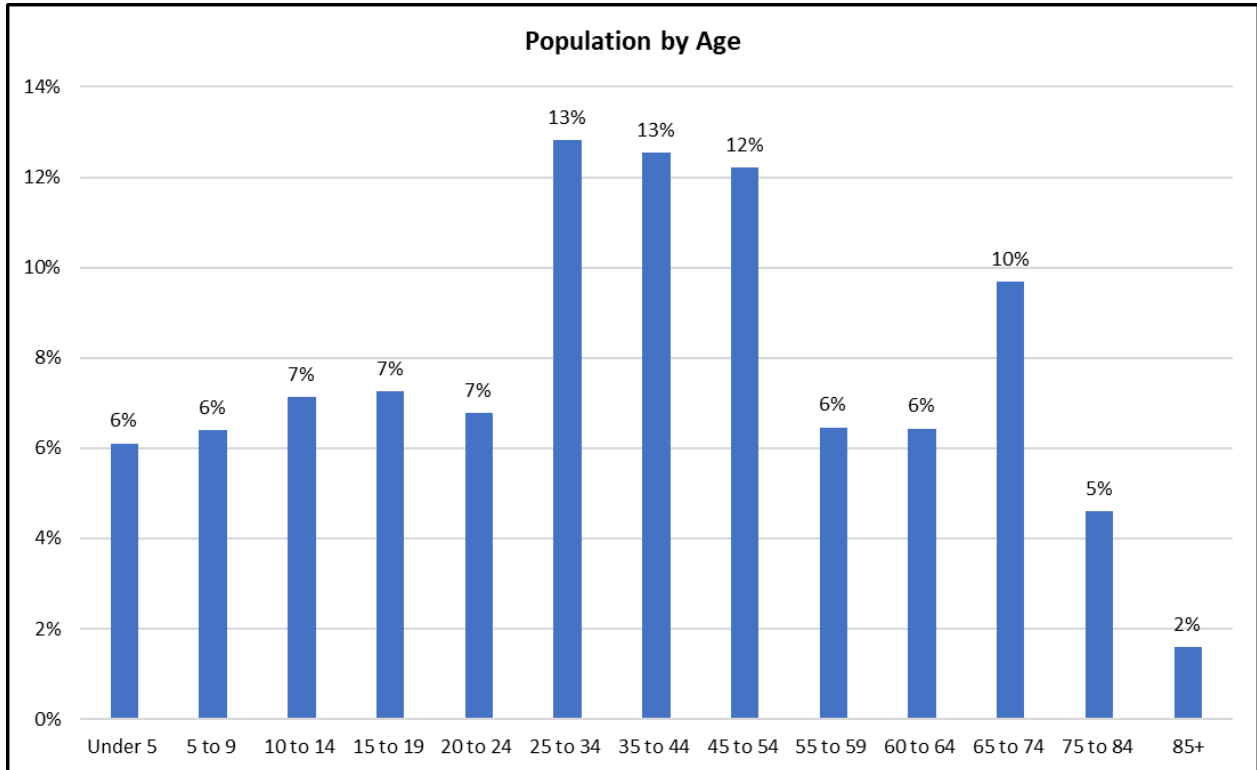


Females



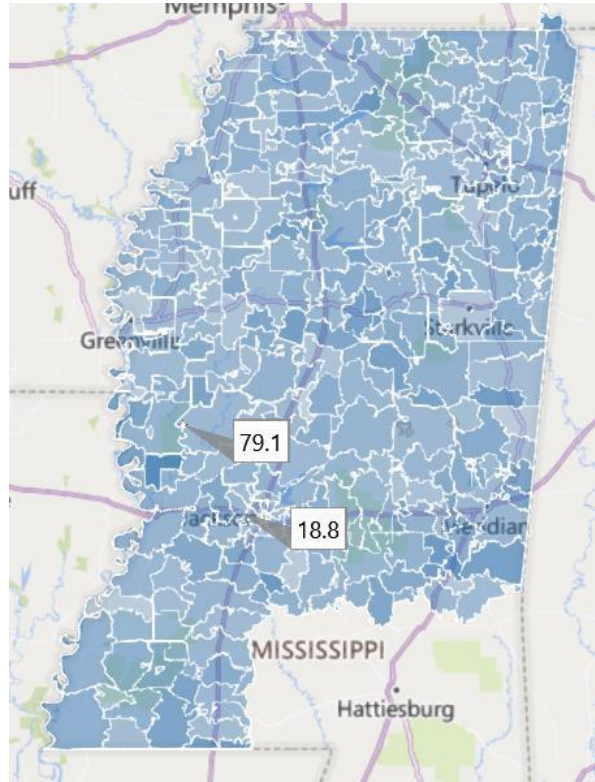
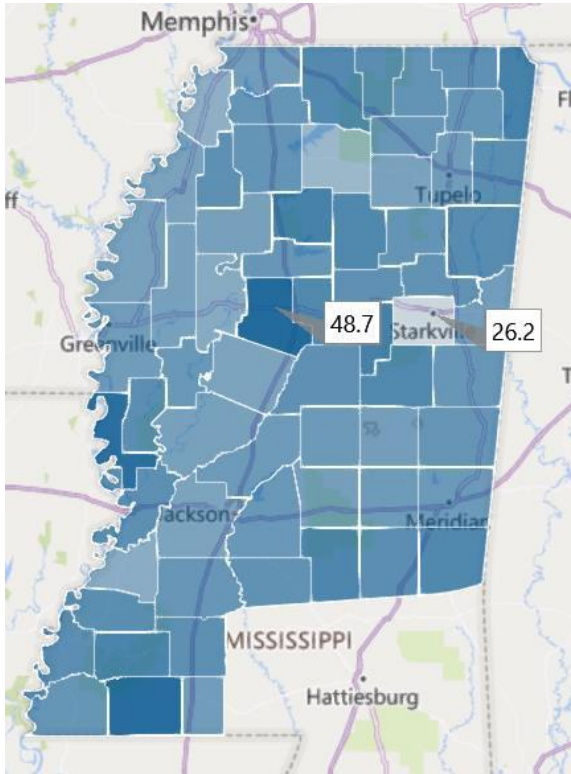
Age

The median age in the Diocese is 40. About a quarter of the population are under the age of 18 (24%). Sixteen percent are age 65 or older. The total dependency ratio for the Diocese is 58.5. Thus, there are 58.5 individuals who are under 15 or 65 and older for every 100 individuals who are of “working age” between 15 and 64. For comparison, the total dependency ratio for the United States is 63.9.

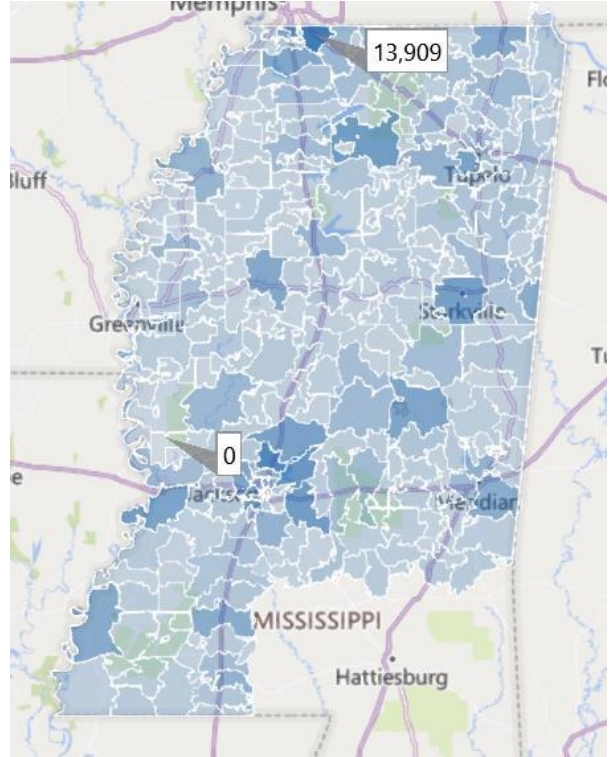
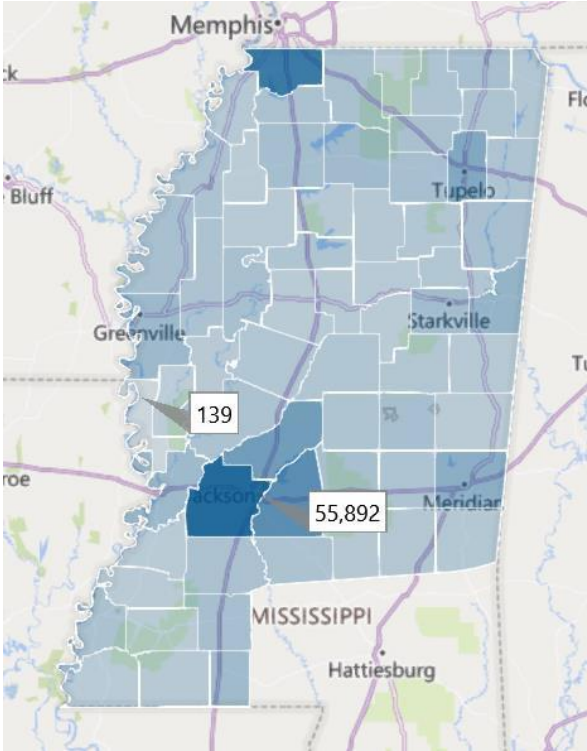


The Diocese has more people of working age in its population and fewer dependents than the country as a whole. The youth dependency ratio for the Diocese of Jackson is 33.3 (i.e., those under age 15 per 100 people ages 15 to 64). In the United States this is 36.3. The senior dependency ratio for the Diocese of Jackson is 25.2 (i.e., those ages 65 and older per 100 people ages 15 to 64). In the United States this is 37.6. The largest segment of the Diocese’s population is between the ages of 25 and 54 (37.6%). The maps that follow show the geographic distribution of older and younger populations by county and ZIP Code as well as median age.

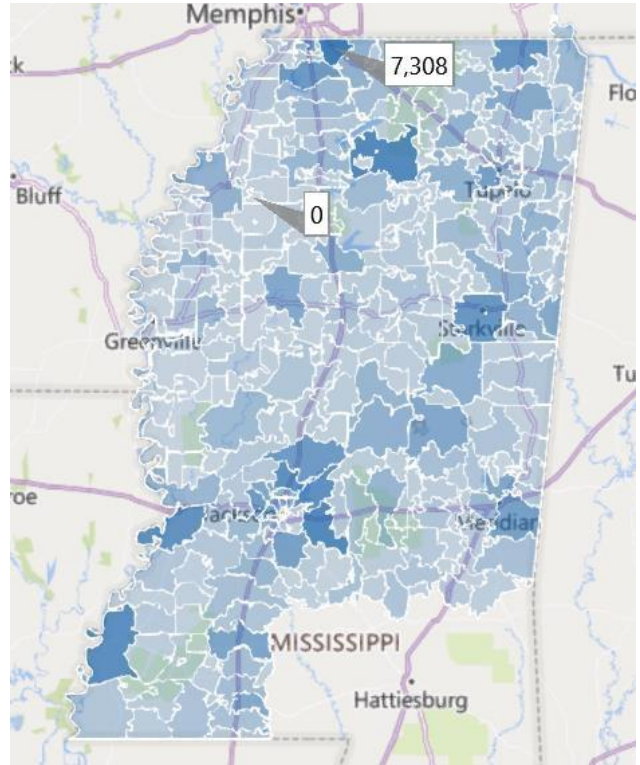
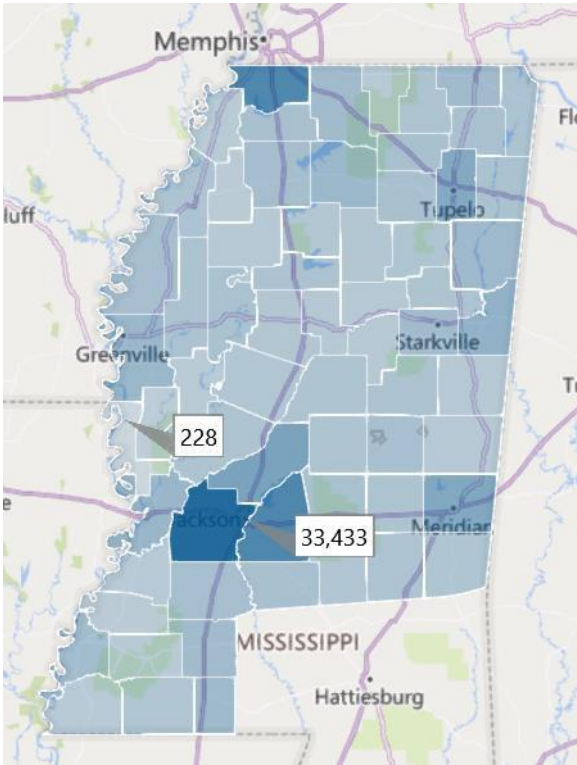
Median Age



Population Under the Age of 18



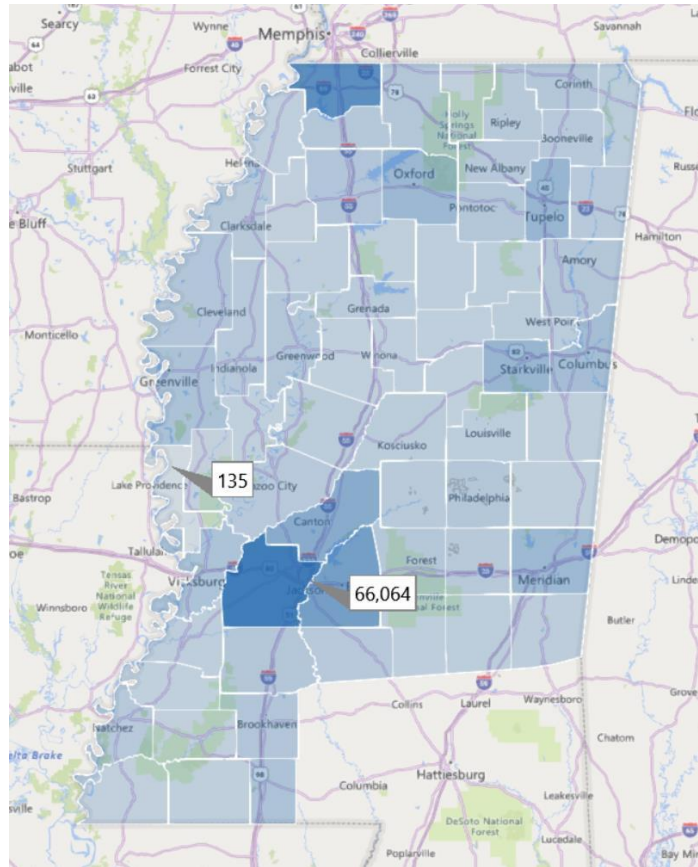
Population Ages 65 and Older



School Age Population (5 to 24)

The school age population of the Diocese, those ages 5 to 24, is 589,400. If one assumes 4% are Catholic as in the Diocesan population as whole, there are 23,576 self-identified Catholic school-age youth and young adults in the diocese. Or if use the Catholic parish-affiliated estimate of 2% then there are 11,788 active Catholic school-age youth and young adults in the Diocese. The National Catholic Educational Association (NCEA) reports a total of 2,466 students enrolled in the Diocese's Catholic primary schools and 893 in the Diocese's secondary schools in 2022-2023.

School-Age Populations



Data provided by the Diocese for 2019-2020 indicated that 1,307 parish-affiliated attended Catholic schools and 4,331 were in parish-based religious education programs.

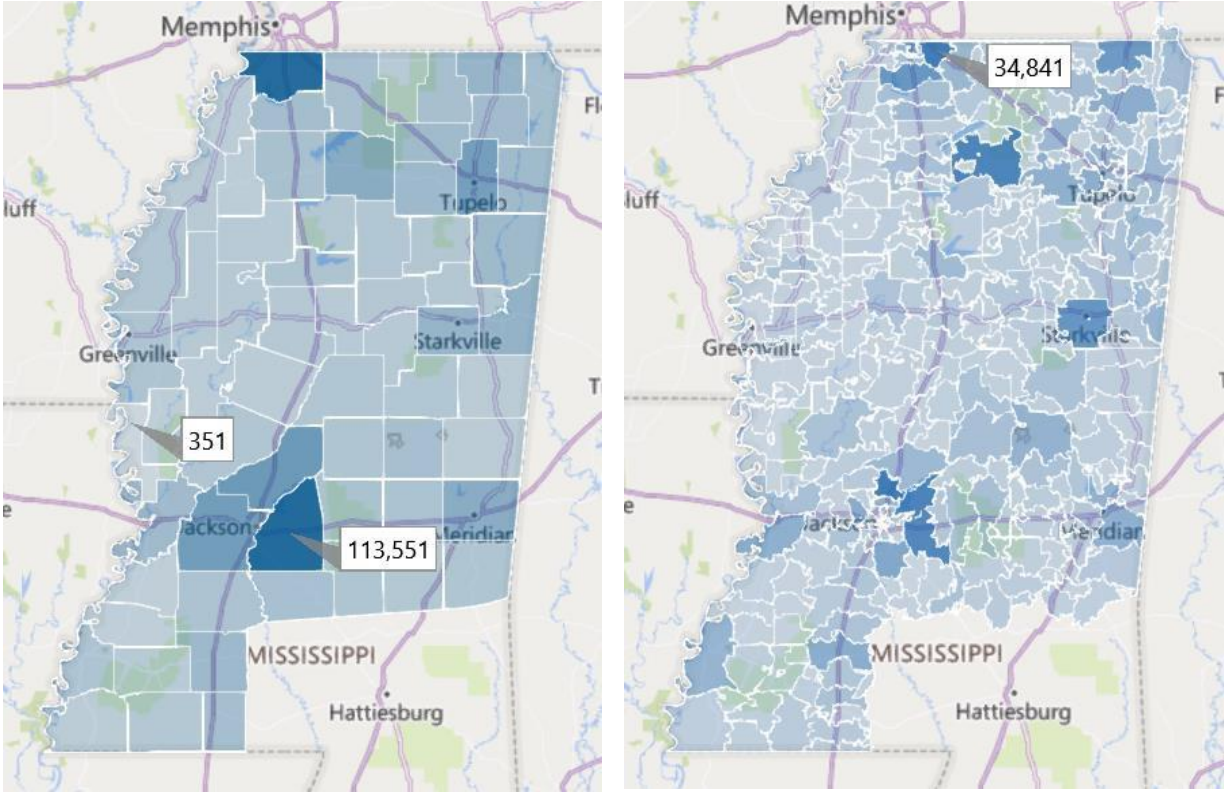
Race and Ethnicity

Ninety-eight percent of the residents of the Diocese self-identify as being of one race and 1.5% indicates they are of two or more races. Fifty-two percent of the population self-identifies as white. Forty-two percent self-identify as black or African American. One percent self-identifies as Asian.

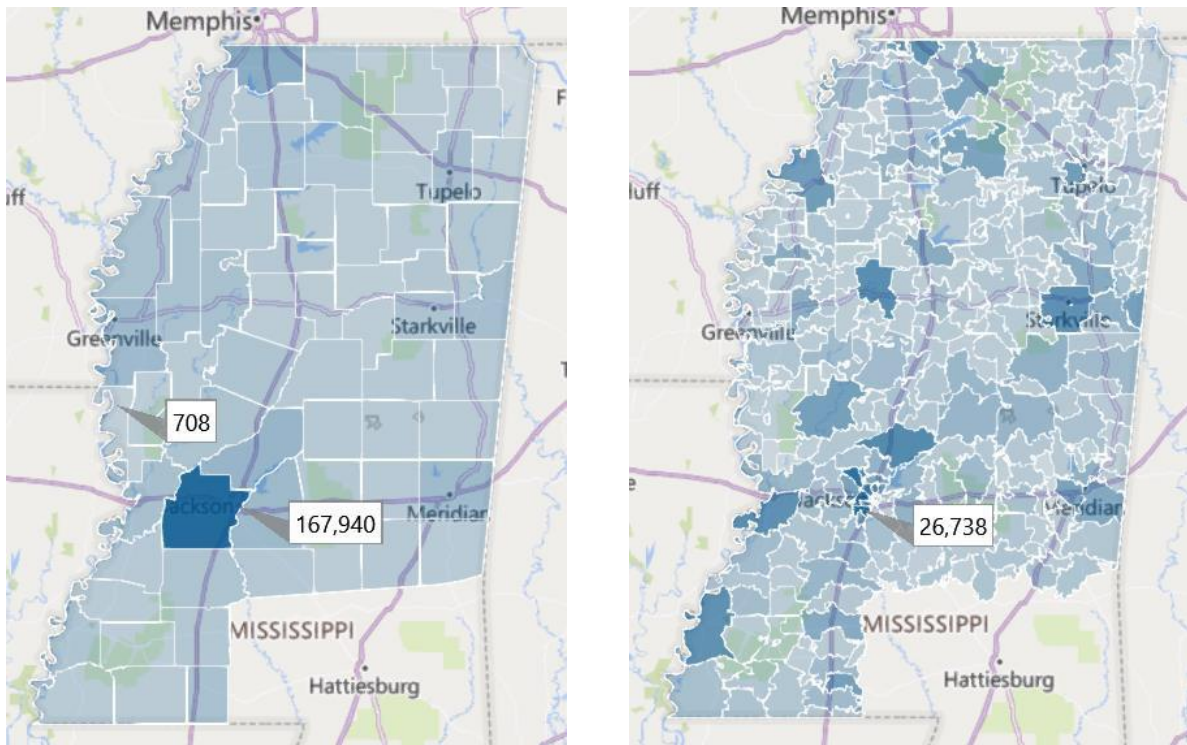
Race and Ethnicity		
	Population	Percentage
Hispanic or Latino (of any race)	58,858	2.8%
White	1,102,365	51.8%
Black or African American	904,068	42.4%
American Indian and Alaska Native	9,859	0.5%
Asian	17,628	0.8%
Native Hawaiian and Pacific Islander	552	0.03%
Some other race	4,635	0.2%
Two or more races	32,112	1.5%

According to the General Social Survey (GSS) approximately 44% of Hispanic or Latino Catholics in the East South Central region of the United States (Kentucky, Tennessee, Mississippi, and Alabama) self-identified their religion as Catholic in the last decade. Thus, the Diocese likely includes approximately 26,000 Hispanic Catholics.

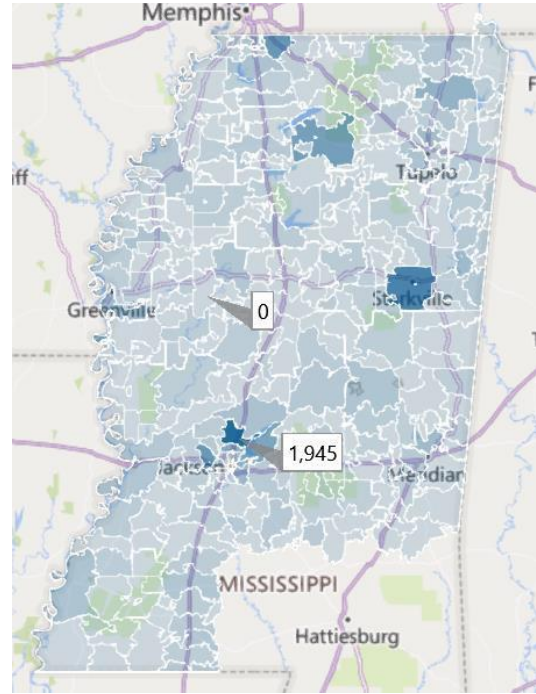
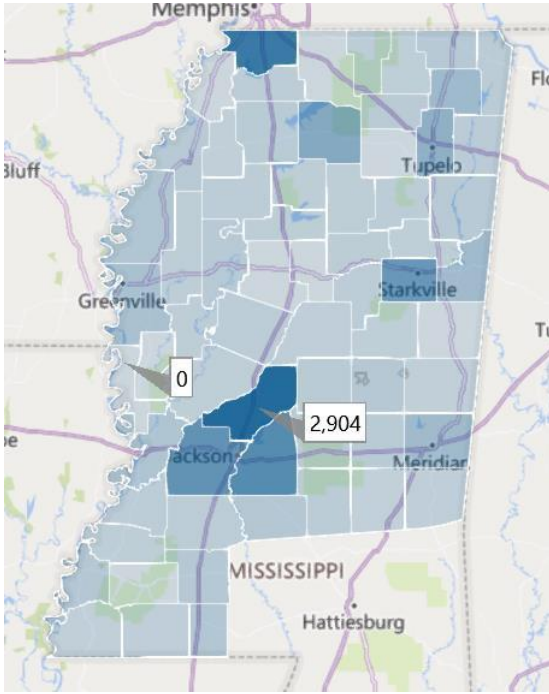
The largest number of white residents live in Rankin County (113,551).



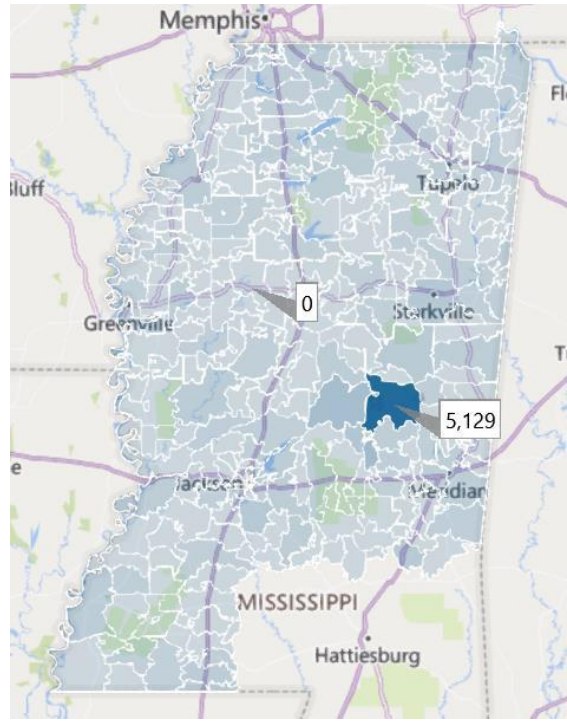
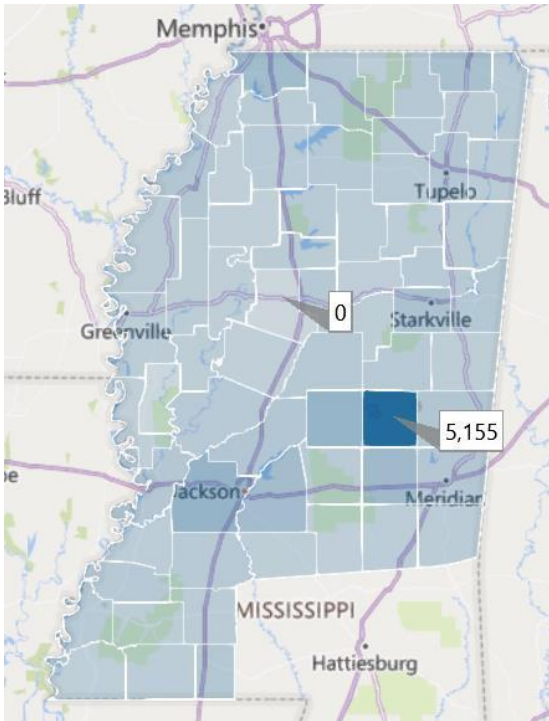
The largest number of black or African American residents are in Hinds County (167,940).



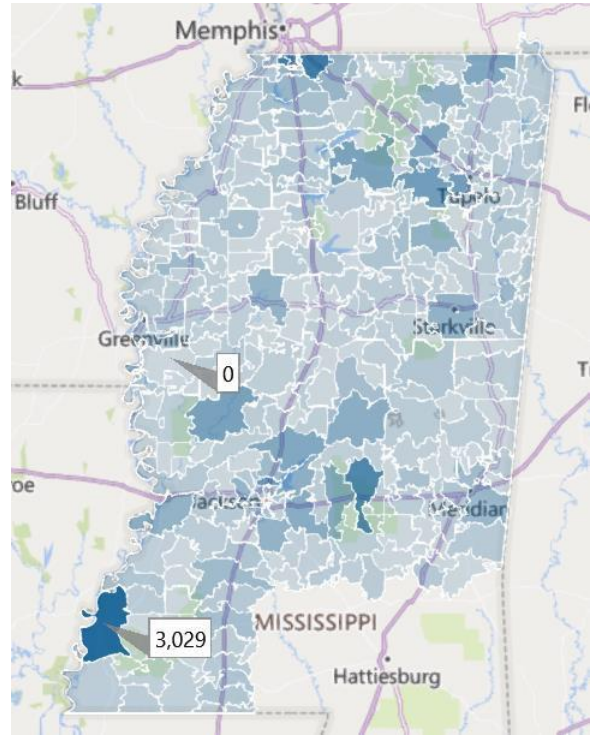
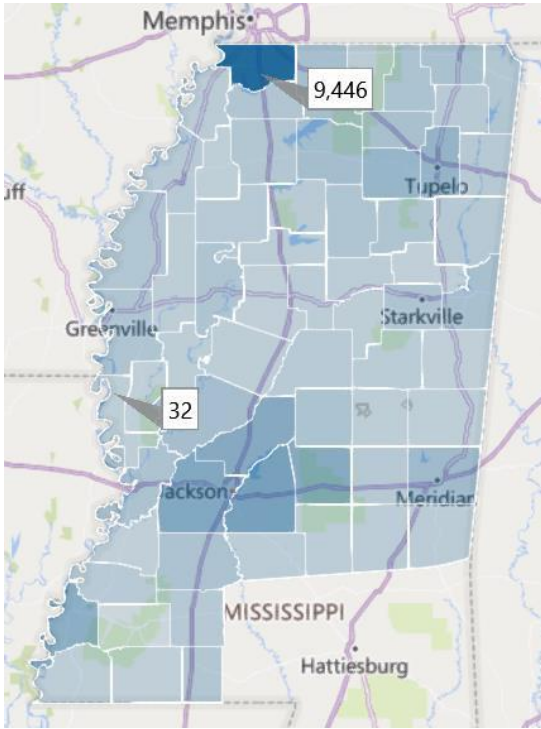
The largest number of Asian residents live in Madison County (2,904).



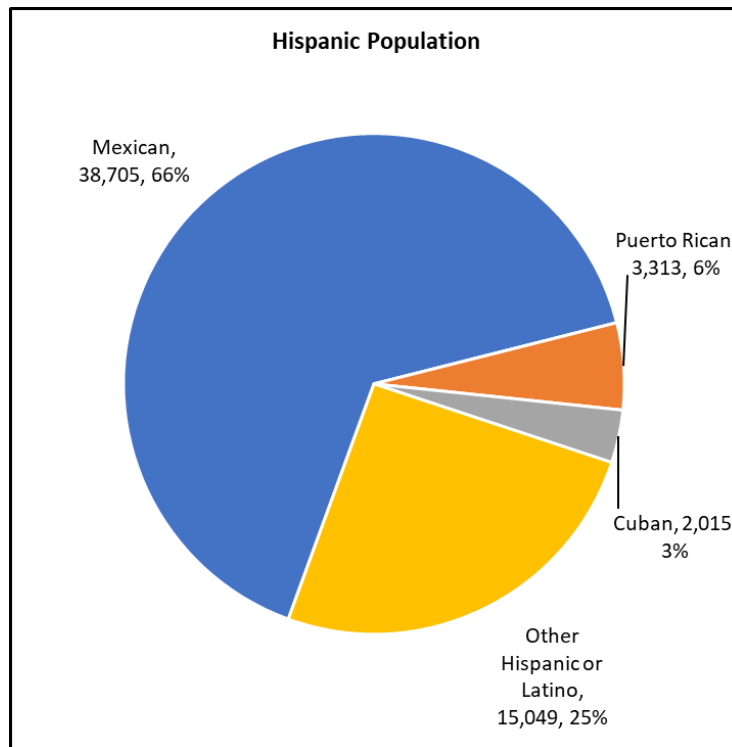
The largest number of American Indian or Alaska native residents live in County ().



The largest number of Hispanic or Latino residents live in DeSoto County (9,446).



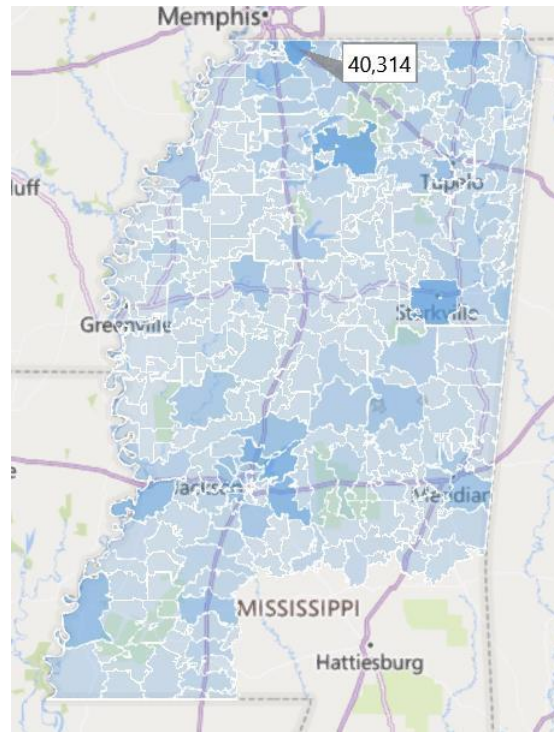
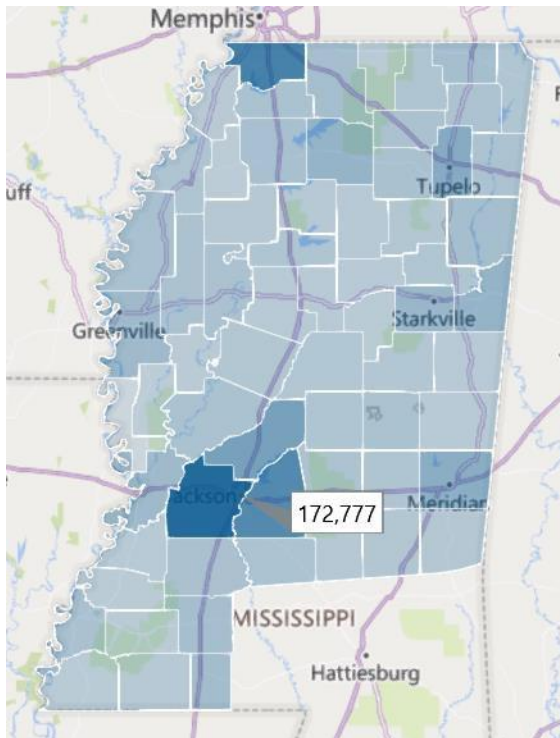
Of the Hispanic population, 66% self-identify as Mexican, 6% as Puerto Rican, 3% as Cuban, and 25% as some other Hispanic or Latino nationality.



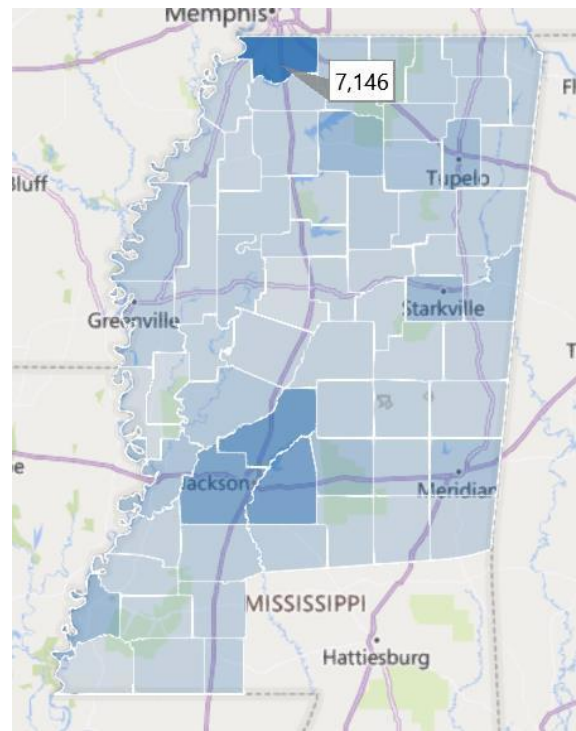
Citizenship

There are 1,603,503 U.S. citizens ages 18 and older in the Diocese. This represents the voting age population (VAP). Forty-eight percent of this population is male and 52% is female. Two percent of the diocesan population were foreign-born.

Citizens Age 18 and Older



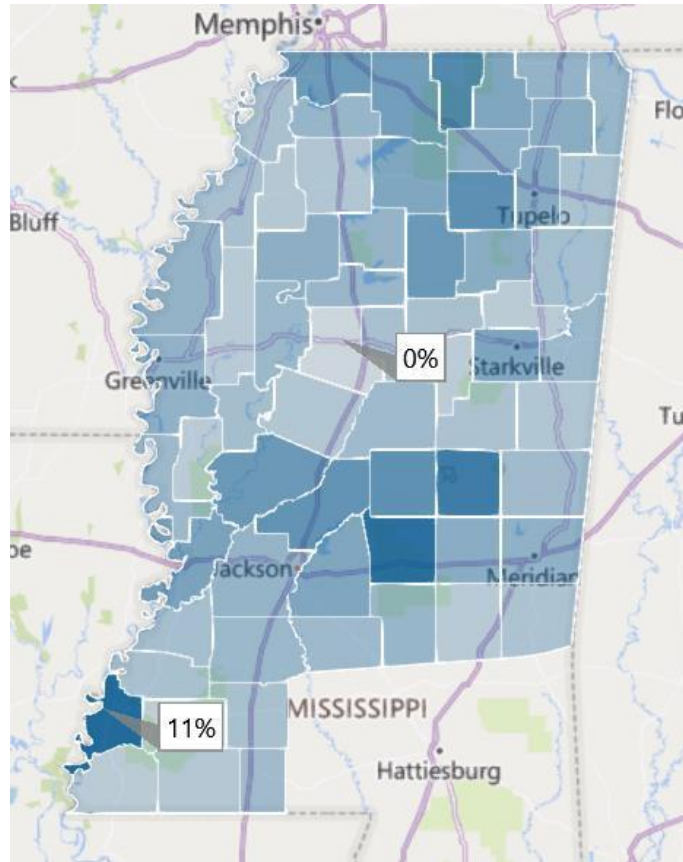
Foreign-born Population



According to the General Social Survey, (GSS), approximately 28% of foreign-born residents in the United States affiliate as Catholic.

Languages Other Than English Spoken at Home

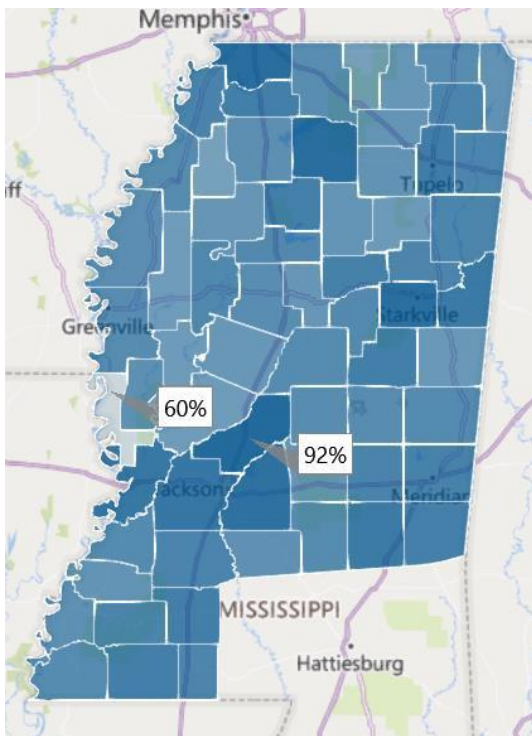
On average, 3% of households use a language other than English at home. By comparison, 22% of U.S. households use a language other than English at home. In the Diocese, Adams County has the highest percentage of 11%.



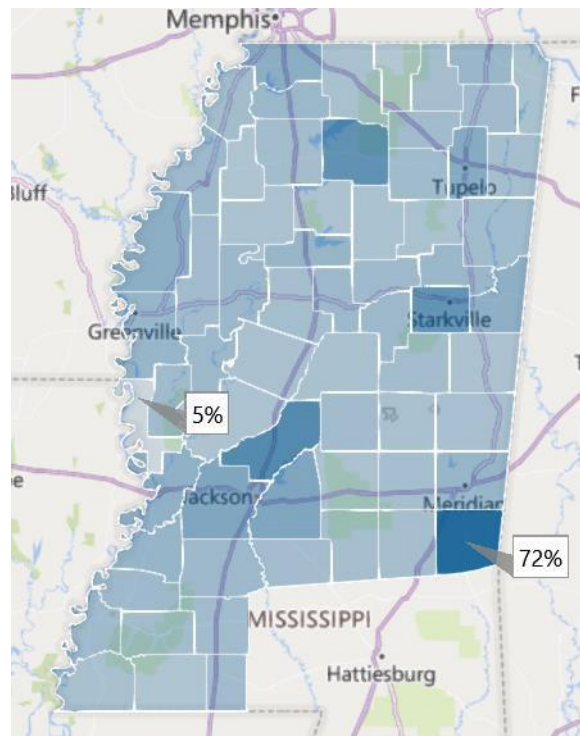
Education

There are 1,204,748 people in the diocese who are age 25 and older who are high school graduates. There are 342,246 people age 25 and older who have obtained their bachelor's degree. The maps below show differences in the percentage of those who are 25 and older who have obtained these by county.

High School Graduation Rate



Bachelor's Degree Completion Rate

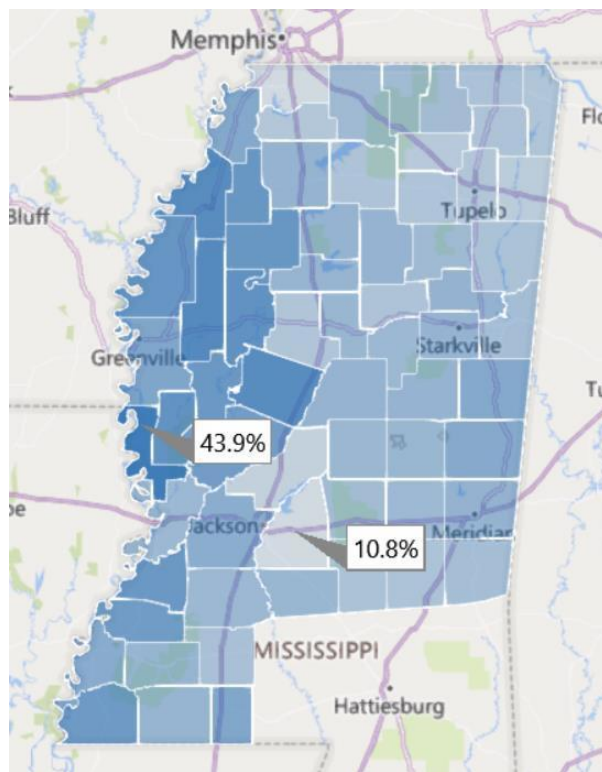


Poverty and Income

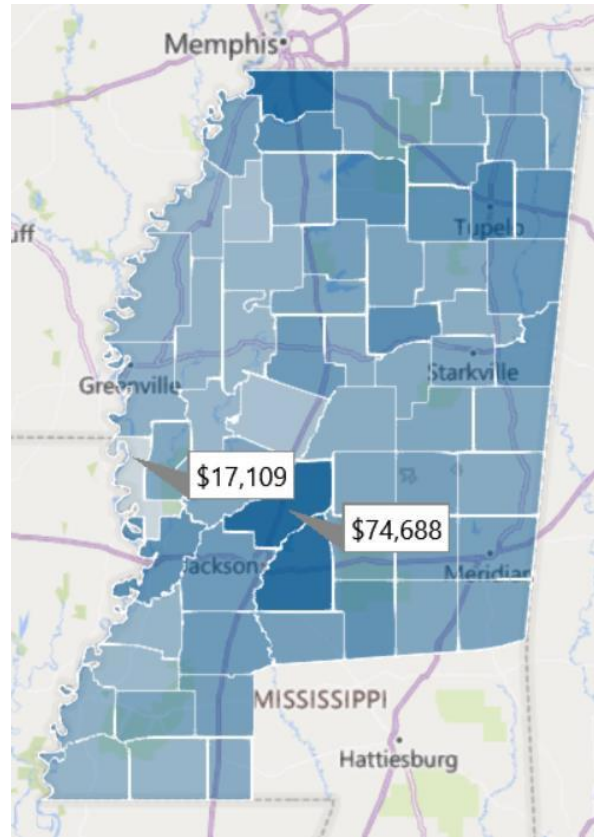
There are 430,007 persons living in poverty in the Diocese. This represents 20.1% of the population. By comparison, 11.5% of the U.S. population lives in property. The median household income in the Diocese is \$40,808 per year. By comparison, this is \$69,021 in the United States.

The map below shows the geographic distribution of the poverty rate by county. The lowest poverty rates are in Rankin (10.8%) and the highest in Issaquena (43.9%). On the following page you see the geographic distribution of median household income by county. The highest median income of \$74,688 is in Madison County and the lowest of \$17,109 is in Issaquena.

Percentage in Poverty



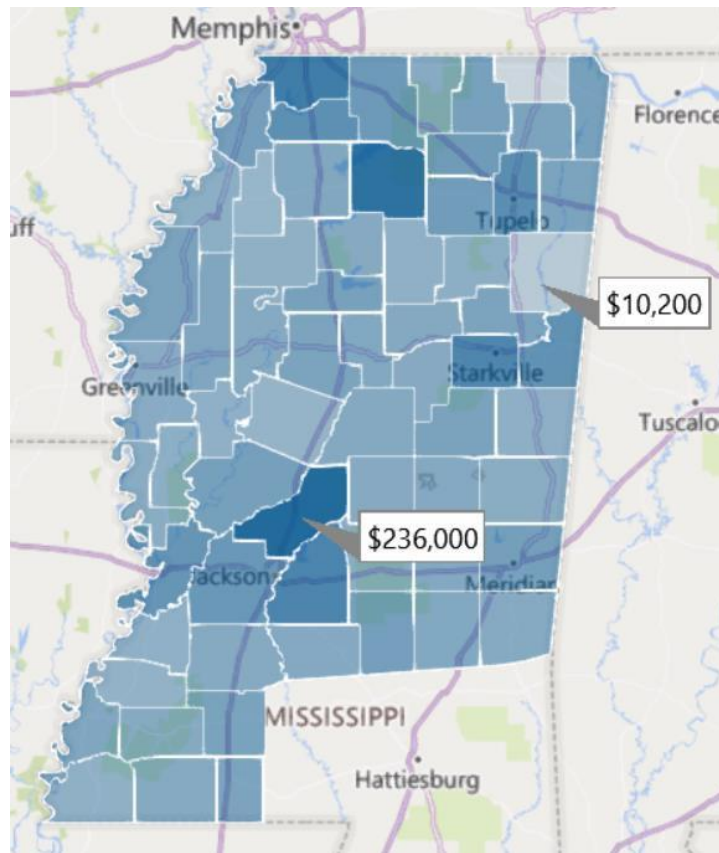
Median Household Income



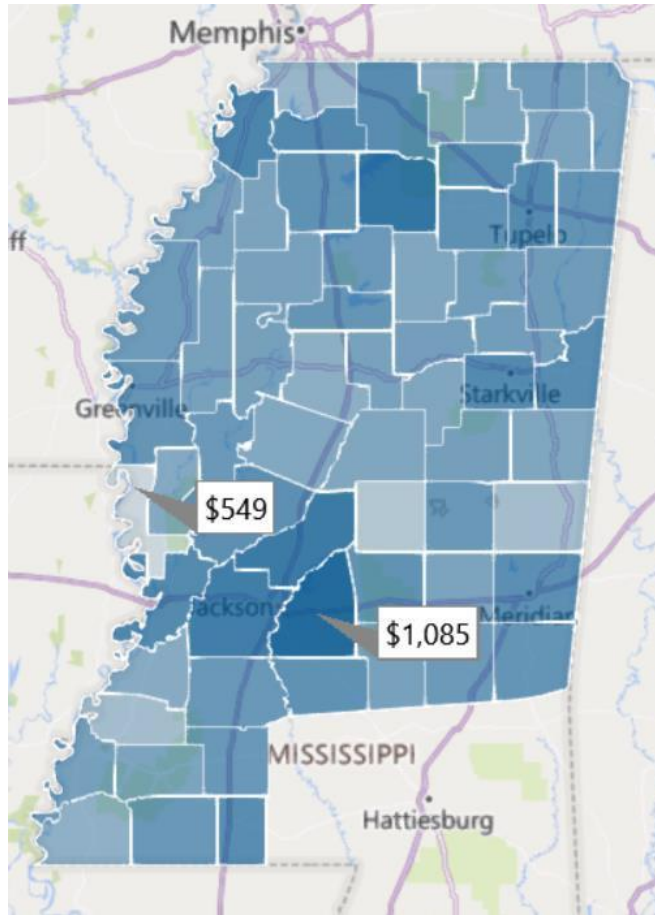
Housing

There are 968,823 housing units in the Diocese. Sixty-nine percent of these are occupied (compared to 64% in the U.S.). The median number of occupants per household is 2.61 (compared to 2.60 in the U.S.). Eighty-nine percent of the Diocese's residents live in the same household they did the year previous (compared to 87% in the U.S.). The median value of owner-occupied housing units in the Diocese is \$89,700. By comparison this is \$244,900 for the country. The median gross rent in the Diocese is \$658 per month. By comparison this is \$1,163 in the United States.

Median Home Value



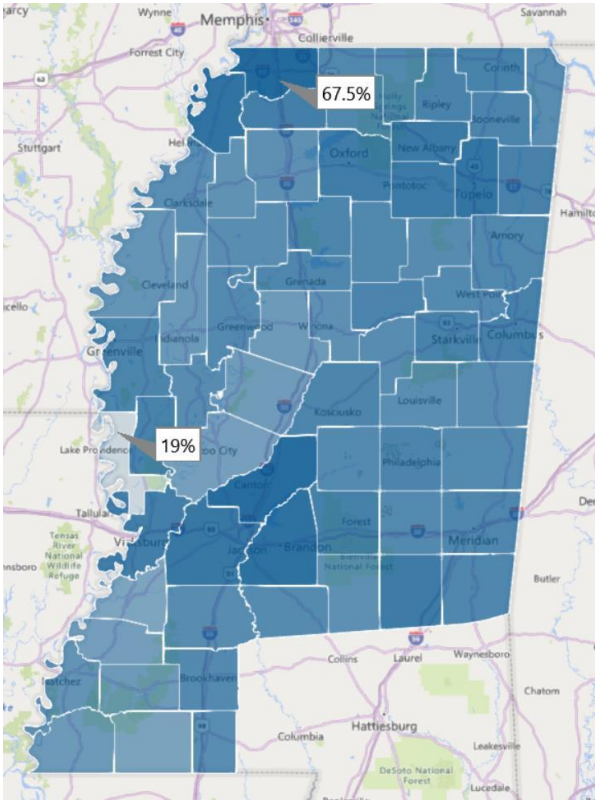
Median Gross Rent



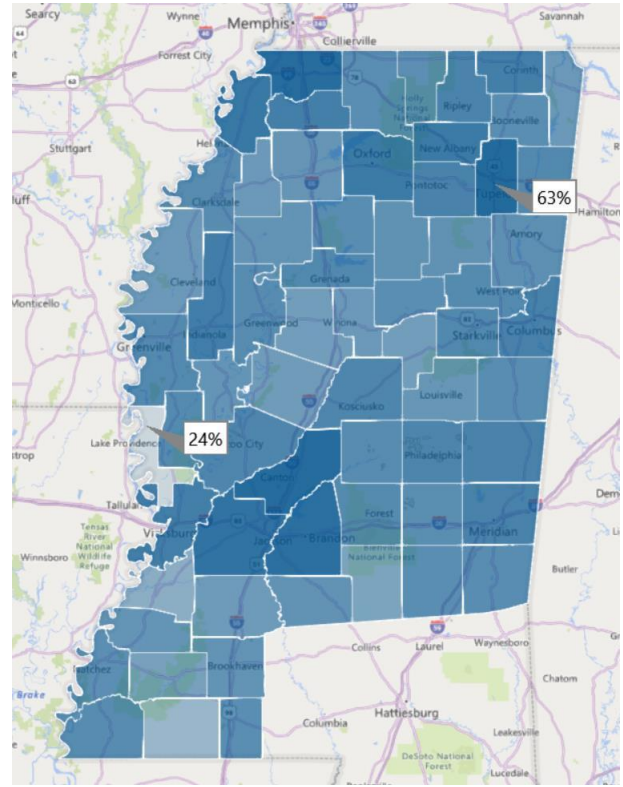
Labor Force

Overall, 54% of women, ages 16 and older in the Diocese, are in the labor force (compared to 59% in the U.S.) as are 57% of all those age 16 and older (compared to 63% in the U.S.).

16 and older in the Labor Force



Women 16 and Older in the Labor Force



Religious Affiliation

The Census does not, by law, collect information about religious affiliation. The most comprehensive study with sufficient sample size to make estimates about religious affiliation and behavior is the Pew Religious Landscape Study (2014). In this survey, 4% of adult respondents living in a county within the Diocese self-identified as Catholic. This results in an estimated adult self-identified Catholic population of 65,114. If we assume minors affiliate with Catholicism at a similar rate that would add an additional 20,399 Catholics to the total population of the Diocese. Thus, survey-based estimates would assume that there are 85,513 Catholics in the Diocese of Jackson (4% of the population). The Diocese reported 42,850 Catholics in the 2021 *Official Catholic Directory* (2% of the population). These estimates tend to best approximate “parish-affiliated” Catholics. Thus, one can assume there are approximately 42,663 self-identified Catholics in the Diocese who are not attending Mass or active in a parish in any other way.

The Glenmary Research Center has published a “Religion Census” since the 1950s. This is an attempt to rely on religious congregations to report their number of members to researchers. In combination with the U.S. Census, these researchers then make assumptions about the number of Americans who are “adherents” to a religion and those who are not. In considering the number of Catholics, adherents are best thought of as registered members of Catholic parishes. This excludes those who are participating in religious life but who are not registered (a growing population in recent decades — especially among foreign-born Catholics). It also excludes Catholics who are baptized and self-identify as Catholic but who are not participating in parish life (also a growing population in recent decades and now including a majority of self-identified Catholics). Counties without parishes do not include in adherents in the Religion Census. In reality, this of course is not the case.

If current trends continue, the Catholic adherent population of the Diocese is expected to grow to 53,799 in 2030 (2.5% of the population) and 55,849 in 2040 (2.6% of the population).

Catholic Population and Expected Population by County (Linear Estimates)

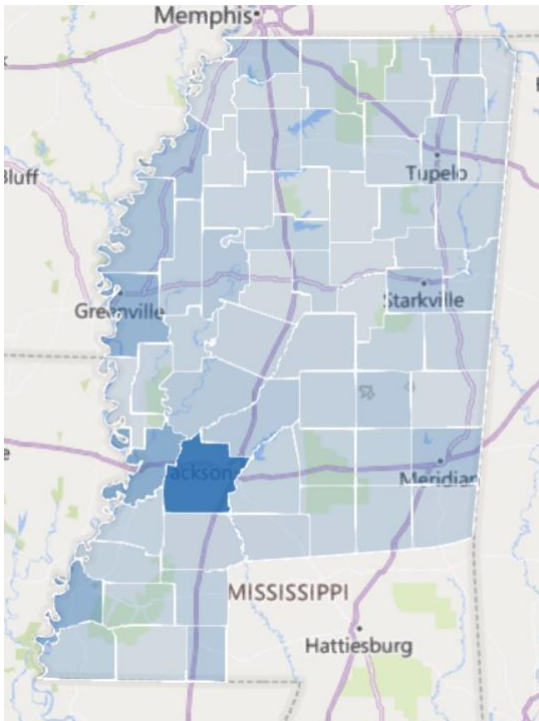
	1970	1980	1990	2000	2010	2020	2030	2040
Adams	3,299	3,375	2,746	2,796	2,017	1530	1,339	971
Alcorn	260	347	400	284	443	534	532	576
Amite	0	0	49	50	48	35	62	71
Attala	69	94	85	178	194	168	220	245
Benton	0	0	0	0	0	0	0	0
Bolivar	1,704	1,586	1,212	1,221	928	1077	779	633
Calhoun	0	0	0	52	85	476	1,346	1,444
Carrol	0	0	0	0	0	0	0	0
Chickasaw	85	150	96	319	409	250	401	453
Choctaw	0	0	0	0	40	0	0	0
Claiborne	105	125	110	142	78	61	71	61
Clarke	39	22	40	24	0	0	0	0
Clay	156	231	209	212	215	186	212	215
Coahoma	1,418	1,455	1,271	1,144	935	752	661	518
Copiah	136	182	164	190	280	438	415	467

	1970	1980	1990	2000	2010	2020	2030	2040
DeSoto	1,036	1,868	1,363	2,863	5,928	7018	7,699	8,945
Franklin	35	18	16	52	32	0	0	0
Grenada	256	345	473	326	360	500	489	520
Hinds	9033	8,155	7,739	7,417	7,293	7055	6,502	6,136
Holmes	71	54	50	39	41	9	8	0
Humphreys	102	120	125	85	49	48	36	21
Issaquena	0	0	0	0	0	0	0	0
Itawamba	0	41	68	70	67	72	97	109
Jasper	112	112	60	44	50	15	0	0
Jefferson	200	390	270	100	109	230	130	106
Kemper	0	0	0	0	0	0	0	0
Lafayette	265	1,400	1,476	1,900	1,104	1089	1,571	1,676
Lauderdale	1,561	1,825	2,050	1,872	1,828	1702	1,860	1,875
Leake	224	247	214	334	900	42	444	477
Lee	594	793	993	1,380	2,031	1305	1,947	2,166
Leflore	1,005	1,090	840	772	620	520	418	307
Lincoln	388	402	495	538	405	525	532	554
Lowndes	650	952	730	967	1,245	1,083	1,266	1,360
Madison	930	871	2,153	4,425	5,242	4894	6,615	7,621
Marshall	187	270	220	661	264	333	438	471
Monroe	165	197	201	321	229	311	332	359
Montgomery	85	58	70	39	60	55	44	39
Neshoba	886	853	650	1,011	691	825	776	764
Newton	280	233	154	239	121	104	75	43
Noxubee	27	28	34	85	60	90	100	113
Oktibbeha	1,400	1,540	1,800	2,222	1,219	1147	1,374	1,323
Panola	141	150	140	230	360	396	436	493
Pike	897	841	1,031	1,085	1,453	1412	1,566	1,693
Pontotoc	70	20	54	183	325	277	363	423
Prentiss	62	59	57	76	70	135	118	130
Quitman	0	0	0	0	0	0	0	0
Rankin	98	1,350	1,980	3,149	4,096	2806	4,542	5,198
Scott	94	82	100	964	1,000	100	755	859
Sharkey	79	105	105	70	35	30	22	8
Simpson	125	150	123	228	132	140	162	166
Smith	42	63	100	57	0	0	0	0
Sunflower	470	495	417	246	212	222	118	54
Tallahatchie	8	42	62	50	31	20	37	38
Tate	0	150	116	154	260	240	310	355
Tippah	43	0	0	276	250	142	271	314

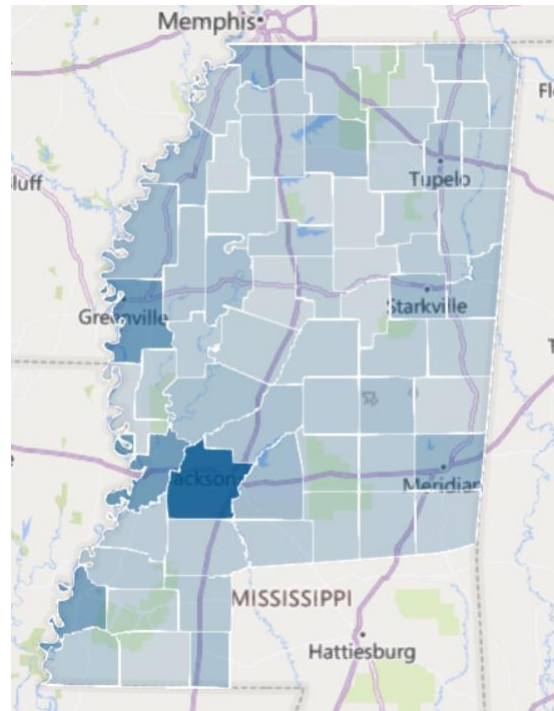
	1970	1980	1990	2000	2010	2020	2030	2040
Tishomingo	0	20	26	37	42	37	53	61
Tunica	0	80	24	53	0	111	79	89
Union	58	145	101	379	398	680	709	828
Warren	3,896	4,017	2,952	3,191	2,789	1,891	1,775	1,391
Washington	3,063	4,152	3,605	2,468	1,893	1,624	1,289	857
Webster	0	0	18	168	65	0	0	0
Wilkinson	257	195	210	111	113	93	47	13
Winston	95	154	96	91	71	56	49	36
Yalobusha	0	0	0	0	0	0	0	0
Yazoo	830	963	615	619	779	167	276	166
Diocese Totals	39,061	44,642	42,548	50,259	52,004	47,078	53,799	55,849

Catholic Adherent Population, 1970 to 2020 and 2030/2040 Projections

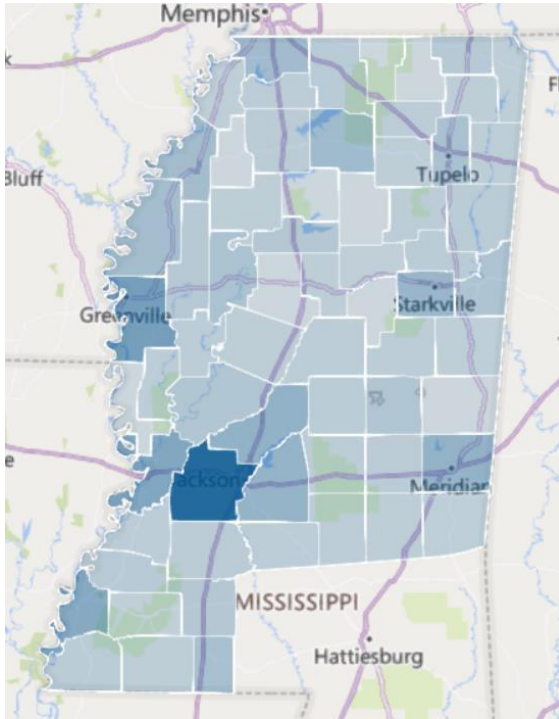
1970



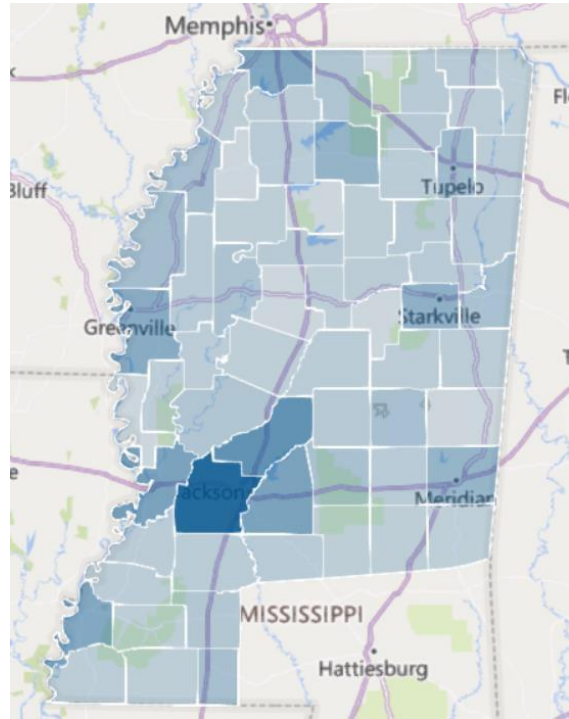
1980



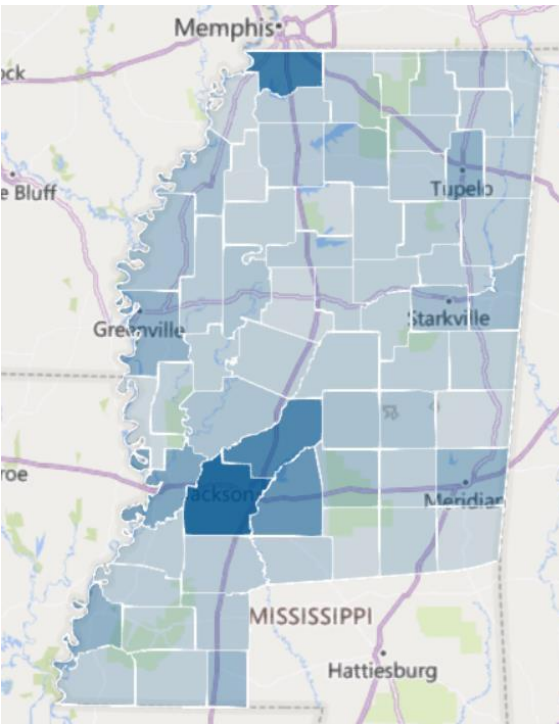
1990



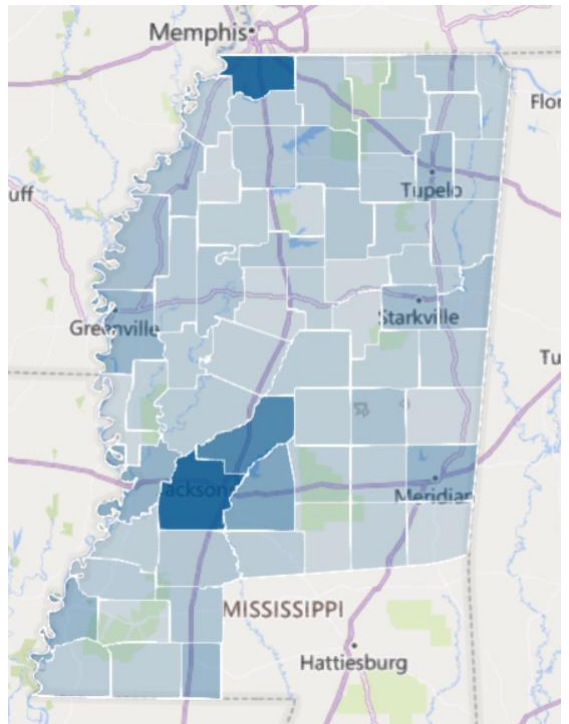
2000



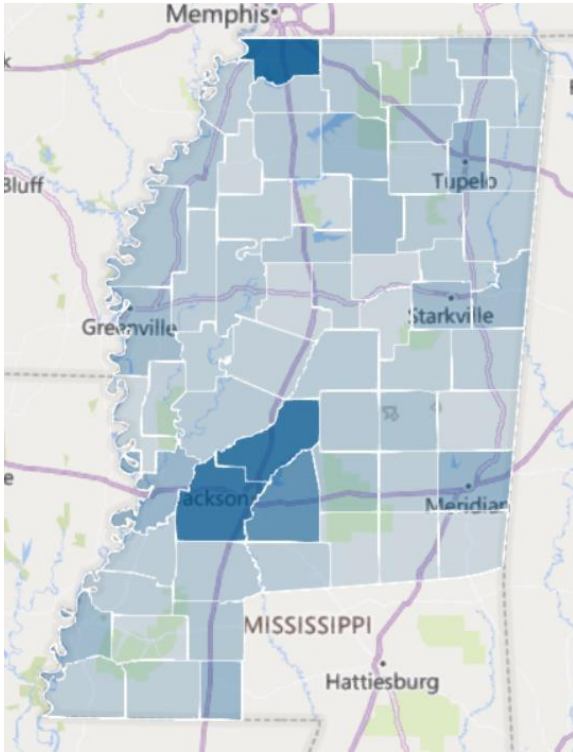
2010



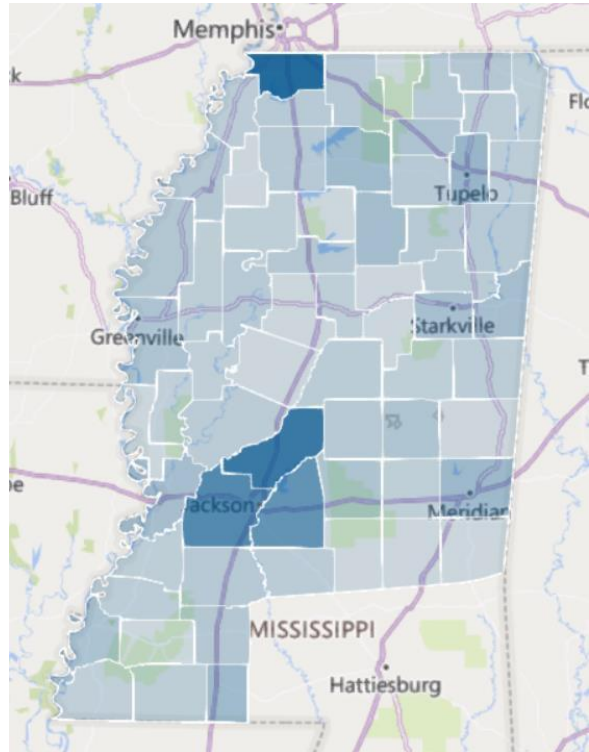
2020



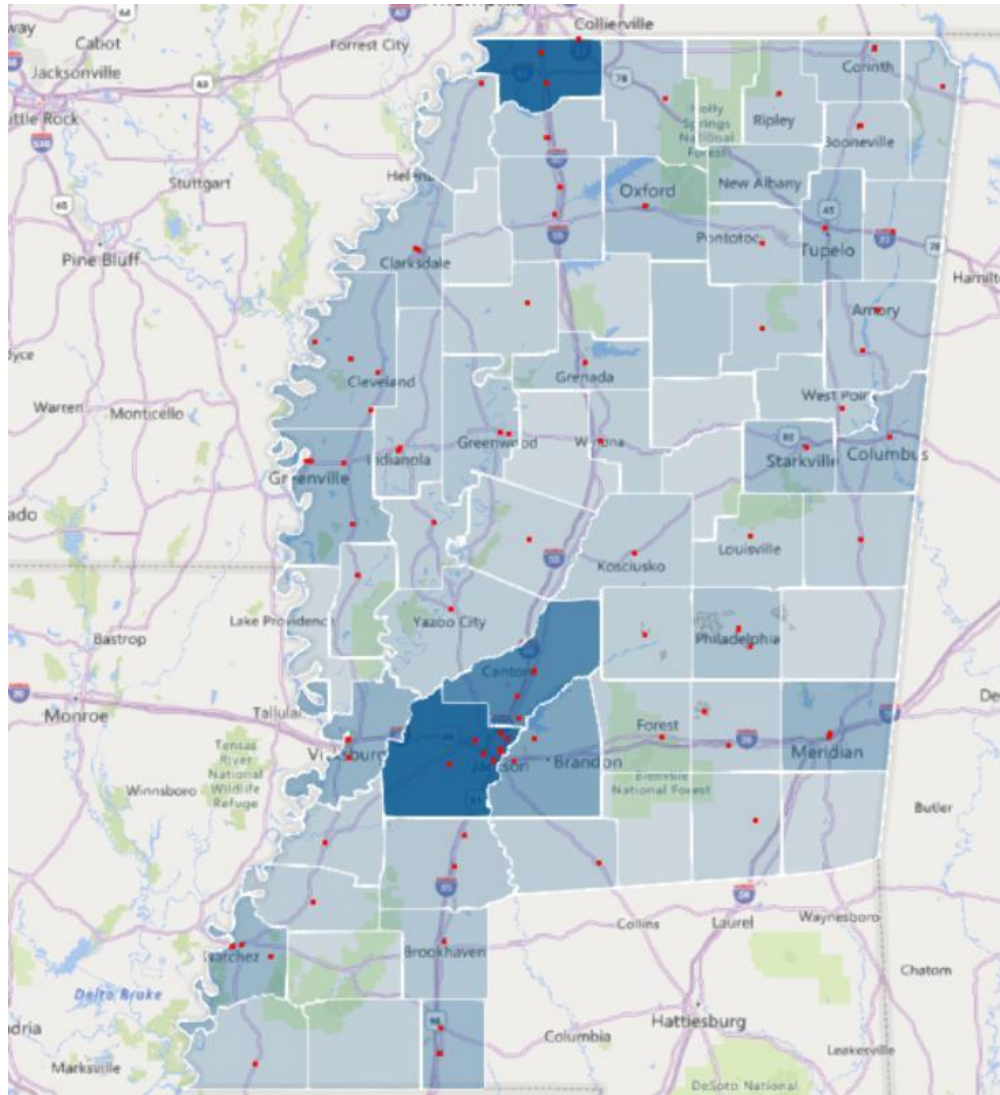
2030



2040



Catholic Adherents 2020 with the location of Diocesan Worship Sites



Parish Trends

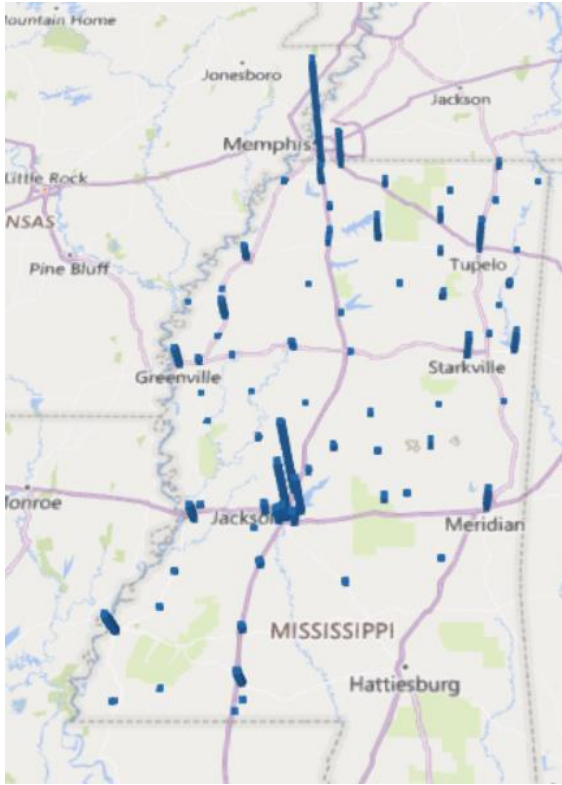
The Diocese provided sacramental data for 2017-2018, 2019-2020, and 2020-2021. This time span includes shutdowns due to the COVID-19 pandemic in 2020 and 2021. This is evident in a steep decline in activity in 2020-2021. Prior to the pandemic, parishes in the Diocese reported an average of more than 43,000 Catholics in approximately 20,000 registered households. The average number of Baptisms was more than 700. The number of First Communion averaged more than 600 and there were typically nearly 500 Confirmations. There was also an average of more than 200 marriages per year and 400 funerals. During the height of the pandemic, there were more than 50% declines in all Sacraments with the exception of infant Baptisms and Confirmations, which each saw 39% declines.

Parish Trends			
	2017-18	2019-20	2020-21
Catholic Population	43,773	42,776	19,231
Family Units	18,896	20,375	10,152
Infant Baptisms	738	514	381
Minor Baptisms	65	62	34
Adult Baptisms	55	54	15
First Communion	814	412	359
Confirmations	564	369	284
Received into Full Communion	198	101	43
Catholic marriages	127	122	34
Mixed marriages	105	61	19
Deaths	438	379	205

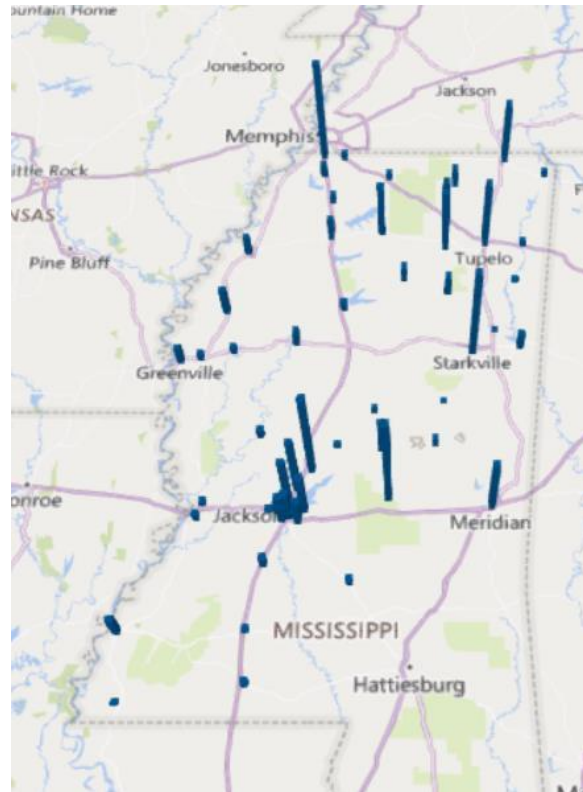
CARA research indicates the Church returned to worship and sacramental practices similar to pre-COVID-19 levels in the Spring of 2023. Nationally, Mass attendance is still a two percentage points below pre-COVID-19 levels.

The maps that follow show the pre-COVID-19 data for the Diocese in 2017-2018 including Catholic population, infant Baptisms, First Communion, and Confirmations.

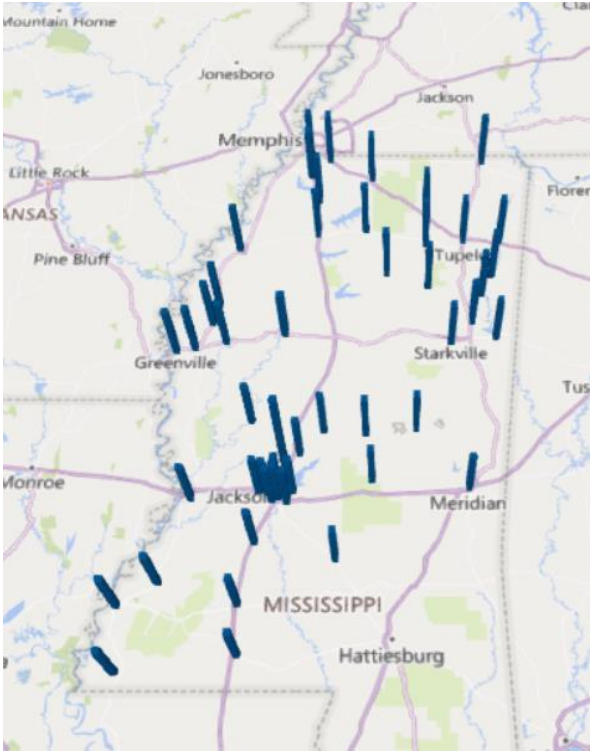
Catholic Population 2018



Infant Baptisms, 2018



First Communions 2018



Confirmations 2018

